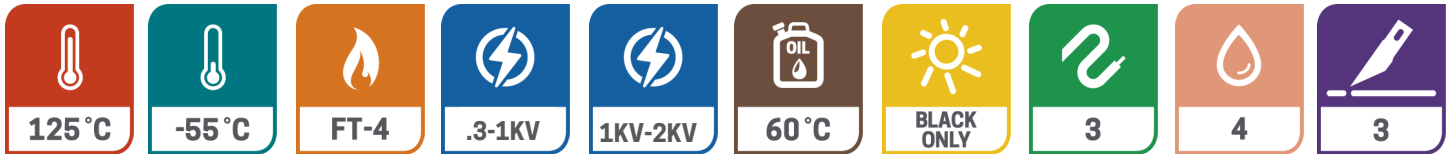




MMT Marine Type "P"

300V/1KV & 1KV/2KV, Irradiation Cross-Linked Power Cables



Product Construction:

Conductor:

- Flexible tinned copper stranding.
[Metric Equivalents available]

Outer Sheath:

- EXAR® MMT Marine Irradiated Cross-Linked Flexible Jacket
— Optional Bronze Armor & Outer Sheath (BS) —


Applications:

- Offshore oil and gas drilling platforms, support ships and FPSOs [MODU's]
- Land-based oil and gas drilling rigs
- Suitable for use in Class 1 Division 3 and Zone 2 environments



Compliances:

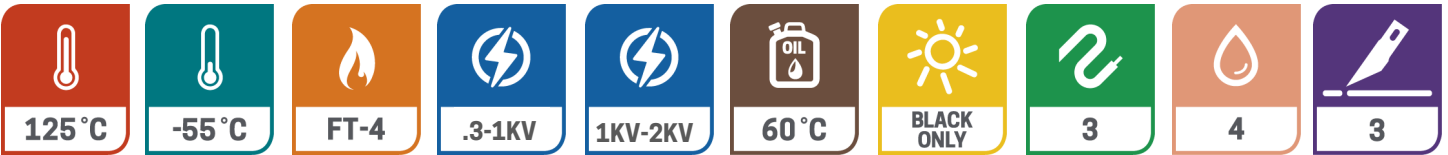
- | | |
|---------------------|-------------------|
| IEEE 45/1580 Type P | UL 1309 |
| CSA C22.2 No. 245 | IEC 60092-3 |
| ISO 9001 SQS | ABS Type Approval |
| USCG Compliant | DNV-GL (Pending) |






MMT Marine Type "P"

300V/1KV & 1KV/2KV, Irradiation Cross-Linked Power Cables



Product Number	Cond Size (AWG)	Cond Size mm ²	Nominal Cable Diameter		Net Weight lbs./1000 ft.	Net Weight kg/km	OPTIONAL Bronze Armor (B) Diameter		OPTIONAL Outer Sheath (S) Diameter	
			in.	mm			in.	mm	in.	mm
300V/1000V										
18/1C 1KV (BS)	18	0.96	0.112	2.84	10.7	15.9	0.169	4.3	0.269	6.83
16/1C 1KV (BS)	16	1.3	0.119	3.02	13.2	19.7	0.176	4.5	0.276	7.01
14/1C 1KV (BS)	14	2.1	0.134	3.39	18.8	28.0	0.1905	4.8	0.291	7.38
12/1C 1KV (BS)	12	3.3	0.151	3.84	27.2	40.5	0.208	5.28	0.308	7.82
10/1C 1KV (BS)	10	5.2	0.178	4.52	40.7	60.8	0.235	5.97	0.335	8.51
8/1C 1KV (BS)	8	7.6	0.237	6.02	63.4	95	0.294	7.47	0.394	10.0
6/1C 1KV (BS)	6	12	0.280	7.11	102	153	0.337	8.56	0.437	11.1
4/1C 1KV (BS)	4	21	0.358	9.09	160	238	0.415	10.5	0.515	13.1
2/1C 1KV (BS)	2	30	0.414	10.5	217	324	0.471	12.0	0.601	15.3
1/0 /1C 1KV (BS)	1/0	54	0.537	13.6	390	581	0.594	15.1	0.724	18.4
2/0 /1C 1KV (BS)	2/0	70	0.590	15.0	490	730	0.647	16.4	0.777	19.7
1000V/2000V										
3/0 /1C2KV (BS)	3/0	86	0.658	16.7	603	899	0.715	18.2	0.885	22.5
4/0 /1C2KV (BS)	4/0	109	0.734	18.6	754	1124	0.791	20.1	0.961	24.4
313 /1C2KV (BS)	313 MCM	159	0.871	22.1	1093	1630	0.928	23.6	1.098	27.9
444 /1C2KV (BS)	444 MCM	227	1.020	25.9	1539	2295	1.077	27.4	1.247	31.7
535 /1C2KV (BS)	535 MCM	273	1.140	29.0	1880	2803	1.197	30.4	1.367	34.7
646 /1C2KV (BS)	646 MCM	326	1.210	30.7	2211	3297	1.267	32.2	1.437	36.5
777 /1C2KV (BS)	777 MCM	394	1.318	33.5	2648	3948	1.375	34.9	1.545	39.2



Manufacturing Locations:

Colchester, Vermont

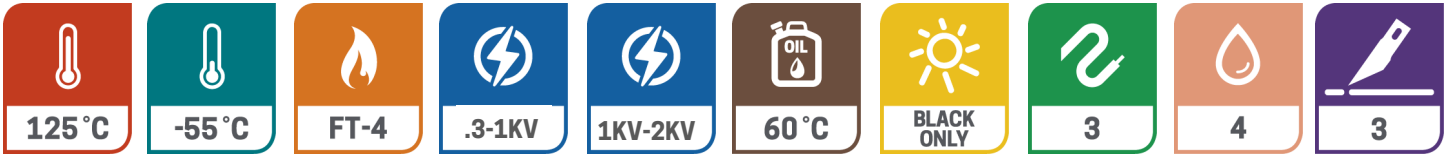
El Paso, Texas

www.champcable.com



MMT Marine Type "P"

300V/1KV & 1KV/2KV, Irradiation Cross-Linked Power Cables



Product Number	Cond Size (AWG)	Cond Size mm ²	Nominal Cable Diameter		Net Weight lbs./1000 ft.	Net Weight kg/km	OPTIONAL Bronze Armor (B) Diameter		OPTIONAL Outer Sheath (S) Diameter	
			in.	mm			in.	mm	in.	mm
2000V HD										
4/0 /1C 2KV HD (BS)	4/0	109	0.818	20.8	816	1216	0.875	22.2	1.045	26.5
262 /1C 2KV HD (BS)	262 MCM	132	0.874	22.2	969	1445	0.931	23.6	1.101	28.0
313 /1C 2KV HD (BS)	313 MCM	159	0.935	23.7	1148	1712	0.992	25.2	1.1657	29.6
373 /1C 2KV HD (BS)	373 MCM	189	0.979	24.9	1359	2026	1.036	26.3	1.206	30.6
444 /1C 2KV HD (BS)	444 MCM	227	1.084	27.5	1603	2390	1.141	29.0	1.315	33.4
535 /1C 2KV HD (BS)	535 MCM	273	1.204	30.6	1951	2909	1.261	32.0	1.465	37.2
646 /1C 2KV HD (BS)	646 MCM	326	1.274	32.4	2287	3410	1.331	33.8	1.575	40.0
777 /1C 2KV HD (BS)	777 MCM	394	1.382	35.1	2730	4071	1.439	36.5	1.683	42.7
1111 /1C 2KV HD (BS)	1111MCM	562	1.592	40.4	3893	5805	1.649	41.9	1.889	48.0



June-19

