




MMT Marine Type "P"

300V/1KV Irradiation Cross-Linked Multi-Cond Power Cables



Product Construction:

Conductor:

- Flexible tinned copper stranding.
[Metric equivalents available]

Insulation:

- EXAR® MMT Marine irradiated Cross-linked XLPO

Cable:

- Planetary Cable construction with tape binder A/R

Outer Sheath:

- EXAR® MMT Marine Irradiated Cross-Linked Flexible Jacket
— Optional Bronze Armor & Outer Sheath (BS) —

Applications:

- Offshore oil and gas drilling platforms, support ships and FPSOs [MODU's]
- Land-based oil and gas drilling rigs
- Suitable for use in Class 1 Division 3 and Zone 2 environments



Compliances:

IEEE 45/1580 Type P

UL 1309

CSA C22.2 No. 245


IEC 60092-3

ISO 9001 SQS

ABS Type Approval

USCG Complaint


DNV-GL (Pending)






MMT Marine Type "P"

2-Core 300V/1KV Irradiation Cross-Linked Multi-Cond Power Cables



Product Number	No. of Conds.	AWG (TC)	Size mm ²	Nominal Cable Diameter Sheath		Net Weight lbs./1000 ft.	Net Weight kg/km	OPTIONAL Bronze Armor (B) Diameter		OPTIONAL Outer Sheath (S) Diameter	
				in.	mm			in.	mm	in.	mm
10/2C 1KV (BS)	2	10	5.2	0.468	11.9	142	212	0.525	13.3	0.663	16.9
8/2C 1KV (BS)	2	8	7.6	0.581	14.7	209	312	0.638	16.2	0.776	19.7
6/2C 1KV (BS)	2	6	12	0.662	16.8	306	456	0.719	18.3	0.857	21.8
4/2C 1KV (BS)	2	4	21	0.850	21.6	487	726	0.907	23.0	1.085	27.6
2/2C 1KV (BS)	2	2	30	0.957	24.3	635	946	1.014	25.8	1.192	30.3
1/0 /2C 1KV (BS)	2	1/0	54	1.179	29.9	1050	1565	1.236	31.4	1.414	35.9
2/0 /2C 1KV (BS)	2	2/0	70	1.280	32.5	1287	1919	1.337	34.0	1.515	38.5
3/0 /2C 1KV (BS)	2	3/0	86	1.375	34.9	1819	2712	1.432	36.4	1.610	40.9
4/0 /2C 1KV (BS)	2	4/0	109	1.519	38.6	2179	3249	1.576	40.0	1.824	46.3
313/2C 1KV (BS)	2	313 MCM	159	1.861	47.3	3231	4818	1.918	48.7	2.166	55.0
373/2C 1KV (BS)	2	373 MCM	189	1.945	49.4	3741	5578	2.002	50.8	2.250	57.1




Manufacturing Locations:
Colchester, Vermont
El Paso, Texas
www.champcable.com




MMT Marine Type "P"

3-Core 300V/1KV Irradiation Cross-Linked Multi-Cond Power Cables





Product Number	No. of Conds.	AWG (TC)	Size mm ²	Nominal Cable Diameter Sheath		Net Weight lbs./1000 ft.	Net Weight kg/km	OPTIONAL Bronze Armor (B) Diameter		OPTIONAL Outer Sheath (S) Diameter	
				in.	mm			in.	mm	in.	mm
10/3C 1KV (BS)	3	10	5.2	0.512	13.0	189	282	0.569	14.5	0.707	18.0
8/3C 1KV (BS)	3	8	7.6	0.639	16.2	282	420	0.696	17.7	0.834	21.2
6/3C 1KV (BS)	3	6	12	0.732	18.6	419	625	0.789	20.0	0.967	24.6
4/3C 1KV (BS)	3	4	21	0.939	23.9	665	992	0.996	25.3	1.174	29.8
2/3C 1KV (BS)	3	2	30	1.060	26.9	875	1304	1.117	28.4	1.295	32.9
1/0 /3C 1KV (BS)	3	1/0	54	1.311	33.3	1469	2190	1.368	34.8	1.546	39.3
2/0 /3C 1KV (BS)	3	2/0	70	1.425	36.2	1811	2701	1.482	37.7	1.660	42.2
3/0 /3C 1KV (BS)	3	3/0	86	1.533	38.9	2595	3869	1.590	40.4	1.838	46.7
4/0 /3C 1KV (BS)	3	4/0	109	1.766	44.9	3228	4813	1.823	46.3	2.071	52.6
313/3C 1KV (BS)	3	313 MCM	159	2.074	52.7	4598	6855	2.131	54.1	2.379	60.4
373/3C 1KV (BS)	3	373 MCM	189	2.168	55.1	5346	7970	2.225	56.5	2.473	62.8






MMT Marine Type "P"

4-Core 300V/1KV Irradiation Cross-Linked Multi-Cond Power Cables




Product Number	No. of Conds.	AWG (TC)	Size mm ²	Nominal Cable Diameter Sheath		Net Weight lbs./1000 ft.	Net Weight kg/km	OPTIONAL Bronze Armor (B) Diameter		OPTIONAL Outer Sheath (S) Diameter	
				in.	mm			in.	mm	in.	mm
10/4C 1KV (BS)	4	10	5.2	0.558	14.2	238	354	0.615	15.6	0.753	19.1
8/4C 1KV (BS)	4	8	7.6	0.700	17.8	356	531	0.757	19.2	0.895	22.7
6/4C 1KV (BS)	4	6	12	0.844	21.4	567	845	0.901	22.9	1.079	27.4
4/4C 1KV (BS)	4	4	21	1.032	26.2	848	1264	1.089	27.7	1.267	32.2
2/4C 1KV (BS)	4	2	30	1.167	29.6	1120	1670	1.224	31.1	1.402	35.6
1/0 /4C 1KV (BS)	4	1/0	54	1.449	36.8	1897	2829	1.506	38.2	1.754	44.5
2/0 /4C 1KV (BS)	4	2/0	70	1.577	40.0	2347	3499	1.634	41.5	1.882	47.8
3/0 /4C 1KV (BS)	4	3/0	86	1.767	44.9	3500	5218	1.824	46.3	2.072	52.6
4/0 /4C 1KV (BS)	4	4/0	109	1.950	49.5	4190	6248	2.007	51.0	2.255	57.3
313/4C 1KV (BS)	4	313 MCM	159	2.295	58.3	5988	8928	2.352	59.7	2.600	66.0
373/4C 1KV (BS)	4	373 MCM	189	2.401	61.0	6976	10400	2.458	62.4	2.706	68.7





MMT Marine Type "P"

5-Core 300V/1KV Irradiation Cross-Linked Multi-Cond Power Cables



Product Number	No. of Conds.	AWG (TC)	Size mm ²	Nominal Cable Diameter Sheath		Net Weight lbs./1000 ft.	Net Weight kg/km	OPTIONAL Bronze Armor (B) Diameter		OPTIONAL Outer Sheath (S) Diameter	
				in.	mm			in.	mm	in.	mm
10/5C 1KV (BS)	5	10	5.2	0.609	15.5	288	430	0.666	16.9	0.804	20.4
8/5C 1KV (BS)	5	8	7.6	0.769	19.5	434	647	0.826	21.0	1.004	25.5
6/5C 1KV (BS)	5	6	12	0.925	23.5	691	1031	0.982	24.9	1.160	29.5
4/5C 1KV (BS)	5	4	21	1.135	28.8	1039	1549	1.192	30.3	1.370	34.8
2/5C 1KV (BS)	5	2	30	1.286	32.7	1377	2053	1.343	34.1	1.521	38.6
1/0 /5C 1KV (BS)	5	1/0	54	1.602	40.7	2343	3493	1.659	42.1	1.907	48.4
2/0 /5C 1KV (BS)	5	2/0	70	1.815	46.1	3020	4503	1.872	47.6	2.120	53.9
3/0 /5C 1KV (BS)	5	3/0	86	1.950	49.5	4324	6447	2.007	51.0	2.255	57.3
4/0 /5C 1KV (BS)	5	4/0	109	2.156	54.8	5183	7727	2.213	56.2	2.461	62.5
313/5C 1KV (BS)	5	313 MCM	159	2.542	64.6	7421	11063	2.599	66.0	2.907	73.8
373/5C 1KV (BS)	5	373 MCM	189	2.661	67.6	8652	12899	2.718	69.0	3.026	76.8

