





# FXD SAE TXL Door & Hatch

SAE, TXL, 125°C, 60V

- Highly Engineered EXTRAD<sup>®</sup> FXD Irradiation Crosslinked Polyolefin
- Performs at Low Temperatures When Other Products Crack and Fail
- Designed Specifically for High-Flex Door and Hatch Applications
- Long Flex Life and Abrasion Resistance for Today's Longer Warranties
- Standard Connectors Match and Seal Well
- Excellent Column Strength for Seal Insertion



Product Number	Standard Conductors Bare Copper	Nom. Conductor Diameter	Nom. Insulation Thickness	Nom. Finished OD in. mm.	Nom. Finished Weight (lbs/mft)	Ampacity At 40°C in Free Air
EXRAD-FX22-XX	22 (37/37)	.031 .79	.016 .41	.063 1.60	3.56	8
EXRAD-FX20-XX	20 (41/36)	.035 .89	.016 .41	.070 1.78	4.73	13
EXRAD-FX18-XX	18 (41/34)	.047 1.19	.016 .41	.078 1.98	6.67	17
EXRAD-FX16-XX	16 (41/32)	.057 1.45	.016 .41	.089 2.26	9.99	26
EXRAD-FX14-XX	14 (105/34)	.074 1.88	.016 .41	.106 2.69	15.08	42
EXRAD-FX12-XX	12 (105/32)	.095 2.41	.018 .46	.131 3.33	23.96	55
EXRAD-FX10-XX	10 (105/30)	.110 2.79	.018 .46	.146 3.71	38.40	72





# FXD


## SAE TXL

### Door & Hatch

EXRAD FXD				
Property / Attribute			SAE J1128 TXL Req.	EXRAD 20 FXD Typical Performance
<b>Flex Life</b>				
Flex Test	Per Modified ISO 14572		NA	160,000
<b>Dielectric Strength</b>				
Dielectric Test	Wet Dielectric after 5 hour soak		1 kV 1 min.	5 kV 30 min.
<b>Flame Resistance</b>				
Flame Test	Maximum time after burn		70 Sec	4 sec
<b>Thermal Performance</b>				
Cold Bend	4 hours at temperature no cracks / breakdown		-40°C	-70°C
Temperature Rating	240 Hours @180°C heat aging		155°C	155°C
Temperature Rating	3000 Hours @150°C		125°C	125°C
<b>Mechanical Properties</b>				
Tensile	Minimum psi		1500	3300
Elongation	Minimum %		150	430
Abrasion	Sand Paper Resistance Length in. (14 awg)		18	45
Abrasion	Scrape Cycles (14 awg)		None	148
Pinch	Pounds		9	18
<b>Ozone Resistance</b>				
Ozone Test	192 Hours @ 65°C 100 pphm no cracks		Pass	Pass
<b>Fluids</b>				
Engine Oil	ASTM D471, IRM-902	50 +/-3 °C	15% Max.	1.6%
Gasoline	ASTM D471 Ref. Fuel C	23 +/-5 °C	15% Max.	<1%
Brake Fluid	SAE-J-1703	50 +/-5 °C	None	<1%
Ethanol	85% Ethanol +15% ASTM D471, Ref. Fuel C	23 +/-5 °C	15% Max.	<1%
Diesel Fuel	ASTM D471, 90% IRM-903 + 10% p-xylene	23 +/-5 °C	15% Max.	1.8%
Power Steering	ASTM D471, IRM-903	50 +/-3 °C	30% Max.	1.2%
Auto Transmission	Citgo #33123 SAE-J311	50 +/-3 °C	25% Max.	5.3%
Methanol			25% Max.	<1%
Engine Coolant	50% Ethylene Glyco + 50% distilled Water	50 +/-3 °C	15% Max.	0%
Battery Acid	H <sub>2</sub> SO <sub>4</sub> Specific Gravity = 1.260 +/- .005	23 +/-5 °C	5% Max.	<1%

We cannot anticipate all conditions under which this information and our products or the products of other manufacturers in combination with our products may be used. We accept no responsibility for results obtained by the application of this information or the safety and suitability of our products alone or in combination with other products. Users are advised to make their own tests to determine the safety and suitability of each such product combination for their own purpose. Unless otherwise agreed in writing, we sell the products without warranty, and buyers and users assume all responsibility and liability for loss and damage arising from the handling and use of our products whether used alone or in combination with other products

R2, Jul-19



**Manufacturing Locations:**  
**Colchester, Vermont**  
**El Paso, Texas**  
[www.champcable.com](http://www.champcable.com)