






MMT Marine Type "P"

300V/1KV IS/OS Irradiation Cross-Linked Twisted Pair Signal Cables



Product Construction:

Conductor:

- Flexible tinned copper stranding [Metric Equivalents available]

Insulation:

- EXAR® MMT Marine irradiated Cross-linked XLPO

Shielded Pairs:

- Individual & Overall Shields, Aluminum Polyester tape & CU D/W

Cable:

- Planetary Cable construction with tape binder

Outer Sheath:

- EXAR® MMT Marine Irradiation Cross-Linked Flexible Jacket
— Optional Bronze Armor & Outer Sheath (BS) —

Applications:

- Offshore oil and gas drilling platforms, support ships and FPSOs [MODU's]
- Land-based oil and gas drilling rigs
- Suitable for use in NFPA 70 Class 1 Divisions 1 & 2, and Zones 0, 1 & 2 environments.



Compliances:

IEEE 45/1580 Type P

UL 1309


CSA C22.2 No. 245

IEC 60092-3

ISO 9001 SQS

DNV-GL (Pending)


USCG Compliant






MMT Marine Type "P"

18AWG 300V/1KV IS/OS Irradiation Cross-Linked TP Signal Cables



Product Number	No. Pairs	Size AWG (19/.0100) TC	Size mm ²	Nominal "IS" Pairs Diameter		Nominal "OS" Pairs Diameter		Nominal Cable Diameter		Net Weight lbs./MFT	Net Weight kg/km	OPTIONAL Bronze Armor (B) Nom. Dia.		OPTIONAL Outer Sheath (S) Nom. Dia.	
				in.	mm	in.	mm	in.	mm			in.	mm	in.	mm
18 /1P ISOS (BS)	1	18	0.96	0.243	6.17	0.292	7.4	0.392	10.0	63	94	0.442	11.2	0.607	15.4
18 /2P ISOS (BS)	2	18	0.96	0.243	6.17	0.395	10.0	0.551	14.0	131	195	0.601	15.3	0.766	19.5
18 /3P ISOS (BS)	3	18	0.96	0.243	6.17	0.451	11.5	0.581	14.8	163	243	0.631	16.0	0.796	20.2
18 /4P ISOS (BS)	4	18	0.96	0.243	6.17	0.500	12.7	0.630	16.0	195	291	0.680	17.3	0.845	21.5
18 /5P ISOS (BS)	5	18	0.96	0.243	6.17	0.555	14.1	0.685	17.4	243	362	0.735	18.7	0.900	22.9
18 /7P ISOS (BS)	7	18	0.96	0.243	6.17	0.612	15.5	0.742	18.8	340	507	0.792	20.1	0.957	24.3
18 /8P ISOS (BS)	8	18	0.96	0.243	6.17	0.670	17.0	0.800	20.3	388	578	0.850	21.6	1.015	25.8
18 /10P ISOS (BS)	10	18	0.96	0.243	6.17	0.753	19.1	0.933	23.7	495	738	0.983	25.0	1.148	29.2
18 /12P ISOS (BS)	12	18	0.96	0.243	6.17	0.782	19.9	0.962	24.4	581	866	1.012	25.7	1.177	29.9
18 /16P ISOS (BS)	16	18	0.96	0.243	6.17	0.886	22.5	1.066	27.1	748	1115	1.116	28.3	1.281	32.5
18 /18P ISOS (BS)	18	18	0.96	0.243	6.17	0.943	24.0	1.123	28.5	824	1229	1.173	29.8	1.338	34.0
18 /24P ISOS (BS)	24	18	0.96	0.243	6.17	1.134	28.8	1.314	33.4	1069	1594	1.364	34.6	1.529	38.8



Manufacturing Locations:

Colchester, Vermont


El Paso, Texas

www.champcable.com



MMT Marine Type "P"

16AWG 300V/1KV IS/OS Irradiation Cross-Linked TP Signal Cables



Product Number	No. Pairs	Size AWG (19/.0117) TC	Size mm ²	Nominal "IS" Pairs Diameter		Nominal "OS" Pairs Diameter		Nominal Cable Diameter		Net Weight lbs./MFT	Net Weight kg/km	OPTIONAL Bronze Armor (B) Nom. Dia.		OPTIONAL Outer Sheath (S) Nom. Dia.	
				in.	mm	in.	mm	in.	mm			in.	mm	in.	mm
16 /1P ISOS (BS)	1	16	1.32	0.262	6.65	0.312	7.9	0.412	10.5	77	115	0.462	11.7	0.627	15.9
16 /2P ISOS (BS)	2	16	1.32	0.262	6.65	0.455	11.6	0.585	14.9	160	239	0.635	16.1	0.800	20.3
16 /3P ISOS (BS)	3	16	1.32	0.262	6.65	0.487	12.4	0.617	15.7	200	298	0.667	16.9	0.832	21.1
16 /4P ISOS (BS)	4	16	1.32	0.262	6.65	0.541	13.7	0.671	17.0	239	356	0.721	18.3	0.886	22.5
16 /5P ISOS (BS)	5	16	1.32	0.262	6.65	0.600	15.2	0.730	18.5	297	443	0.780	19.8	0.945	24.0
16 /7P ISOS (BS)	7	16	1.32	0.262	6.65	0.612	15.5	0.792	20.1	416	620	0.842	21.4	1.007	25.6
16 /8P ISOS (BS)	8	16	1.32	0.262	6.65	0.676	17.2	0.856	21.7	475	708	0.906	23.0	1.071	27.2
16 /10P ISOS (BS)	10	16	1.32	0.262	6.65	0.820	20.8	1.000	25.4	606	903	1.050	26.7	1.215	30.9
16 /12P ISOS (BS)	12	16	1.32	0.262	6.65	0.852	21.6	1.032	26.2	711	1060	1.082	27.5	1.247	31.7
16 /16P ISOS (BS)	16	16	1.32	0.262	6.65	0.965	24.5	1.145	29.1	948	1413	1.195	30.4	1.360	34.5
16 /18P ISOS (BS)	18	16	1.32	0.262	6.65	1.027	26.1	1.207	30.7	1100	1640	1.257	31.9	1.422	36.1
16 /24P ISOS (BS)	24	16	1.32	0.262	6.65	1.235	31.4	1.415	35.9	1510	2251	1.465	37.2	1.630	41.4

Sept-20
703 R6

