





RTC Thin Wall Multi-Core Cables

Thin Wall, 600V, 110°C, Shielded & Un-Shielded

- EXTRAD® RTW Irradiation Cross-linked Insulation System and EXTRAD RTC Jacket
- Wide Temperature Range, -40°C to 110°C
- Excellent Mechanical Properties
- Moisture and sunlight resistant
- Conformance to Applicable North American and International Rail Transit Standards
- Excellent fluid / oil resistance
- Space and Weight Savings vs. Standard Wall




CABLE CONSTRUCTION:

- Conductor:** Flexible TC stranding, AWG or mm²
- Insulation:** EXTRAD RTW irradiation cross-linked thin-wall insulation system
- Circuit ID:** Printed on each primary wire or colored/striped
- Fillers:** Solid or fibrillated to provide a well-rounded cable (as needed)
- Cable:** Components twisted <= 4in/10cm lay
- Binder:** Polyester tape, helically wrapped with overlap
- Shield:** Foil shield + tinned copper braid (optional)
- Sheath:** EXTRAD RTC Irradiation Cross-linked Jacket
- Print:** As required. Includes part number, date of mfr., traceability



Custom designs available. Pairs, Triads, Mixed sizes, Custom shielding or Additional components. Consult factory for details.





RTC Thin Wall Multi-Core Cables

CONFORMANCE TO PERFORMANCE STANDARDS:

NYCT specification TX-TW - Irradiated Polyolefin & Fluoropolymer Jacketed Thin Wall Wire

NFPA 130 - Standard for Fixed Guideway Transit and Passenger Rail Systems - 2017

Section 8.6.7.1.1.1

FT4/IEEE1202 - Flame Testing of Cables for use in Cable Tray - 2012

ANSI/UL 1685 - for total smoke released and peak smoke release rate

NEMA WC 53 - Test Methods for Extruded Dielectric Power, Control, Instrumentation and Portable Cables

NEMA WC 70 - Power Cables 2000V or Less for Distribution of Electrical Energy

AAR RP-585 - Wiring and Cable Specification

49 CFR Part 238 - Passenger Equipment Safety Standards: Smoke Generation

ASTM E662-06 - Optical Density of Smoke Generated by Solid Materials

BSS 7239 - Combustion Toxicity for Wire and Cable

Product Number	No. of Cond.	Size (TC)		Strand	Conductor Diameter		Insulated Wire Diameter		Cable Diameter		Cable Weight		OPTIONAL Shield (s) Diameter		Shielded Weight	
		AWG	mm ²		in	mm	in	mm	in	mm	lb/ KFT	Kg/ KM	in	mm	lb/ KFT	Kg/ KM
EXRAD-RTC-2C24(s)	2	24	0.25	7/32	0.024	0.61	0.054	1.37	0.140	3.6	9.0	13	0.162	5.3	11.2	17
EXRAD-RTC-3C24(s)	3	24	0.25	7/32	0.024	0.61	0.054	1.37	0.151	3.8	12.2	18	0.173	6.0	14.6	22
EXRAD-RTC-4C24(s)	4	24	0.25	7/32	0.024	0.61	0.054	1.37	0.169	4.3	15.9	24	0.192	7.4	18.6	28
EXRAD-RTC-5C24(s)	5	24	0.25	7/32	0.024	0.61	0.054	1.37	0.190	4.8	19.9	30	0.213	9.1	22.9	34
EXRAD-RTC-6C24(s)	6	24	0.25	7/32	0.024	0.61	0.054	1.37	0.211	5.3	24.1	36	0.235	11.0	27.5	41
EXRAD-RTC-7C24(s)	7	24	0.25	7/32	0.024	0.61	0.054	1.37	0.211	5.3	26.7	40	0.235	11.0	30.1	45
EXRAD-RTC-12C24(s)	12	24	0.25	7/32	0.024	0.61	0.054	1.37	0.279	7.1	46.1	69	0.301	17.5	50.0	74

Weight and dimensions nominal and subject to variation within industry best-practice.





RTC

Thin Wall Multi-Core Cables

Product Number	No. of Cond.	Size (TC)		Strand	Conductor Diameter		Insulated Wire Diameter		Cable Diameter		Cable Weight		OPTIONAL Shield (s) Diameter		Shielded Weight	
		AWG	mm ²		in	mm	in	mm	in	mm	lb/ KFT	Kg/ KM	in	mm	lb/ KFT	Kg/ KM
EXRAD-RTC-2C22(s)	2	22	0.35	19/34	0.030	0.76	0.060	1.52	0.156	4.0	12.0	18	0.186	7.7	15.8	24
EXRAD-RTC-3C22(s)	3	22	0.35	19/34	0.030	0.76	0.060	1.52	0.168	4.3	16.5	25	0.199	8.8	20.7	31
EXRAD-RTC-4C22(s)	4	22	0.35	19/34	0.030	0.76	0.060	1.52	0.188	4.8	21.6	32	0.221	10.8	26.5	39
EXRAD-RTC-5C22(s)	5	22	0.35	19/34	0.030	0.76	0.060	1.52	0.211	5.3	27.0	40	0.245	13.3	32.7	49
EXRAD-RTC-6C22(s)	6	22	0.35	19/34	0.030	0.76	0.060	1.52	0.234	5.9	32.6	49	0.270	16.2	39.3	58
EXRAD-RTC-7C22(s)	7	22	0.35	19/34	0.030	0.76	0.060	1.52	0.234	5.9	36.3	54	0.270	16.2	43.0	64
EXRAD-RTC-12C22(s)	12	22	0.35	19/34	0.030	0.76	0.060	1.52	0.310	7.9	62.7	93	0.332	21.3	67.1	100
EXRAD-RTC-2C20(s)	2	20	0.50	19/32	0.038	0.96	0.068	1.72	0.176	4.5	16.6	25	0.208	9.6	21.0	31
EXRAD-RTC-3C20(s)	3	20	0.50	19/32	0.038	0.96	0.068	1.72	0.189	4.8	22.9	34	0.222	11.0	27.8	41
EXRAD-RTC-4C20(s)	4	20	0.50	19/32	0.038	0.96	0.068	1.72	0.212	5.4	30.1	45	0.247	13.5	35.8	53
EXRAD-RTC-5C20(s)	5	20	0.50	19/32	0.038	0.96	0.068	1.72	0.237	6.0	37.5	56	0.274	16.6	44.3	66
EXRAD-RTC-6C20(s)	6	20	0.50	19/32	0.038	0.96	0.068	1.72	0.264	6.7	45.3	67	0.302	20.3	53.3	79
EXRAD-RTC-7C20(s)	7	20	0.50	19/32	0.038	0.96	0.068	1.72	0.264	6.7	50.7	75	0.302	20.3	58.7	87
EXRAD-RTC-12C20(s)	12	20	0.50	19/32	0.038	0.96	0.068	1.72	0.350	8.9	87.5	130	0.383	28.3	95.3	142
EXRAD-RTC-2C18(s)	2	18	1.00	19/30	0.050	1.26	0.080	2.02	0.207	5.3	23.8	35	0.224	9.3	25.7	38
EXRAD-RTC-3C18(s)	3	18	1.0	19/30	0.050	1.26	0.080	2.02	0.223	5.7	33.0	49	0.240	10.6	35.0	52
EXRAD-RTC-4C18(s)	4	18	1.00	19/30	0.050	1.26	0.080	2.02	0.249	6.3	43.3	64	0.266	13.1	45.5	68
EXRAD-RTC-5C18(s)	5	18	1.0	19/30	0.050	1.26	0.080	2.02	0.279	7.1	54.0	80	0.296	16.2	56.4	84
EXRAD-RTC-6C18(s)	6	18	1.00	19/30	0.050	1.26	0.080	2.02	0.310	7.9	65.2	97	0.327	19.8	67.8	101
EXRAD-RTC-7C18(s)	7	18	1.0	19/30	0.050	1.26	0.080	2.02	0.310	7.9	73.1	109	0.327	19.8	75.7	113
EXRAD-RTC-12C18(s)	12	18	1.00	19/30	0.050	1.26	0.080	2.02	0.411	10.4	126.0	188	0.439	35.6	132.5	197

Weight and dimensions nominal and subject to variation within industry best-practice.






RTC Thin Wall Multi-Core Cables

Product Number	No. of Cond.	Size (TC)		Strand	Conductor Diameter		Insulated Wire Diameter		Cable Diameter		Cable Weight		OPTIONAL Shield (s) Diameter		Shielded Weight	
		AWG	mm ²		in	mm	in	mm	in	mm	lb/ KFT	Kg/ KM	in	mm	lb/ KFT	Kg/ KM
EXRAD-RTC-2C16(s)	2	16	1.5	19/29	0.056	1.42	0.086	2.18	0.223	5.7	28.8	43	0.240	10.7	30.8	46
EXRAD-RTC-3C16(s)	3	16	1.5	19/29	0.056	1.42	0.086	2.18	0.241	6.1	40.0	60	0.258	12.3	42.2	63
EXRAD-RTC-4C16(s)	4	16	1.5	19/29	0.056	1.42	0.086	2.18	0.270	6.8	52.6	78	0.297	16.3	56.9	85
EXRAD-RTC-5C16(s)	5	16	1.5	19/29	0.056	1.42	0.086	2.18	0.302	7.7	65.6	98	0.329	20.0	70.3	105
EXRAD-RTC-6C16(s)	6	16	1.5	19/29	0.056	1.42	0.086	2.18	0.335	8.5	79.2	118	0.362	24.3	84.2	125
EXRAD-RTC-7C16(s)	7	16	1.5	19/29	0.056	1.42	0.086	2.18	0.335	8.5	88.8	132	0.362	24.3	94.5	141
EXRAD-RTC-12C16(s)	12	16	1.5	19/29	0.056	1.42	0.086	2.18	0.444	11.3	153.2	228	0.472	41.2	160.1	238
EXRAD-RTC-2C14(s)	2	14	2.50	41/30	0.071	1.80	0.101	2.57	0.263	6.7	44.2	66	0.280	14.5	46.5	69
EXRAD-RTC-3C14(s)	3	14	2.5	41/30	0.071	1.80	0.101	2.57	0.283	7.2	61.9	92	0.300	16.6	64.3	96
EXRAD-RTC-4C14(s)	4	14	2.50	41/30	0.071	1.80	0.101	2.57	0.317	8.1	81.5	121	0.344	21.9	86.3	128
EXRAD-RTC-5C14(s)	5	14	2.50	41/30	0.071	1.80	0.101	2.57	0.355	9.0	101.6	151	0.382	27.0	106.8	159
EXRAD-RTC-6C14(s)	6	14	2.50	41/30	0.071	1.80	0.101	2.57	0.394	10.0	122.6	182	0.421	32.8	128.9	192
EXRAD-RTC-7C14(s)	7	14	2.50	41/30	0.071	1.80	0.101	2.57	0.394	10.0	138.1	205	0.421	32.8	144.4	215
EXRAD-RTC-12C14(s)	12	14	2.50	41/30	0.071	1.80	0.101	2.57	0.523	13.3	238.0	354	0.550	55.9	245.6	366

Weight and dimensions nominal and subject to variation within industry best-practice.



May-2021
301



Manufacturing Locations: Colchester, Vermont; El Paso, Texas

www.champcable.com

We cannot anticipate all conditions under which this information and our products or the products of other manufacturers in combination with our products may be used. We accept no responsibility for results obtained by the application of this information or the safety and suitability of our products alone or in combination with other products. Users are advised to make their own tests to determine the safety and suitability of each such product combination for their own purpose. Unless otherwise agreed in writing, we sell the products without warranty, and buyers and users assume all responsibility and liability for loss and damage arising from the handling and use of our products whether used alone or in combination with other products.