




EXRAD ERGO FLEX™

Thin Wall


High Voltage Cable

1,000VAC/1,500VDC, ISO-19642-5, Class D, FHLR13X

- Revolutionary EXTRAD ERGO FLEX™ Irradiation Crosslinked Polyolefin (XLPO)
- Performs at Higher Temperatures for Longer Periods of Time
- Meets or Exceeds all ISO-19642-5 Requirements, Including all Fluids
- Excellent Compression Set Properties for Connector Sealing: 90% Retention
- Ultimate Flexibility, Thin, Fluid Resistant and Tough
- Designed to Improve Ergonomics and Reduce Operator Movement / Fatigue



Product Number	Bare Copper Conductors	Conductor Diameter mm / nom	Insulation Thickness mm / nom	Finished Diameter mm / nom	Static Bend Radius mm / min	Finished Weight kg/KM nom	Max Conductor Resistance 20°C MΩ per M
EXRAD-EF150-3	3.0mm ² (44/.29)	2.2	0.53	3.20	8	49	6.15
EXRAD-EF150-5	5.0mm ² (70/.29)	2.7	0.66	4.05	10	56	3.94
EXRAD-EF150-6	6.0mm ² (84/.30)	2.9	0.61	4.15	11	61	3.14
EXRAD-EF150-8	8.0mm ² (238/.20)	3.6	0.61	4.80	12	77	2.38
EXRAD-EF150-10	10.0mm ² (329/.20)	4.2	0.76	5.77	17	105	1.82
EXRAD-EF150-12	12mm ² (175/.29)	4.7	0.71	6.15	18	126	1.52
EXRAD-EF150-16	16mm ² (224/.30)	5.6	0.61	6.80	20	193	1.16
EXRAD-EF150-20	20mm ² (273/.29)	6.2	0.61	7.40	24	201	0.955
EXRAD-EF150-25	25mm ² (364/.29)	6.8	0.72	8.30	28	243	0.743
EXRAD-EF150-30	30mm ² (912/.20)	6.9	1.17	9.20	29	287	0.647
EXRAD-EF150-35	35mm ² (1083/.20)	7.9	1.00	9.90	30	343	0.527
EXRAD-EF150-40	40mm ² (1235/.20)	8.2	1.13	10.50	31	365	0.473
EXRAD-EF150-50	50mm ² (1615/.20)	9.9	0.89	11.70	33	487	0.368
EXRAD-EF150-60	60mm ² (1824/.20)	10.2	1.16	12.65	38	567	0.315
EXRAD-EF150-70	70mm ² (2128/.20)	11.9	1.00	14.00	35	699	0.259
EXRAD-EF150-95	95mm ² (2926/.20)	13.97	1.00	16.00	40	1,170	0.196






EXRAD ERGO FLEX™

Thin Wall

High Voltage Cable

ISO 19642 Section	Description	Requirement	Typical Results (35mm ² Sample)	
5.1.1	Outside Cable Diameter	10.4mm max.	9.91mm	Pass
5.1.2	Insulation Thickness	0.64mm min.	0.99mm	Pass
5.1.3	Conductor Diameter	9.0mm max.	7.87mm	Pass
5.2.1	Conductor Resistance	0.527 mΩ/m max.	0.450 mΩ/m	Pass
5.2.2	Withstand Voltage	10kV for 5min	No dielectric breakdown	Pass
5.2.4	Insulation Faults	Sparktest @ 8.0kV	No breakdown	Pass
5.2.5	Insulation Volume Resistivity	10 ¹² Ω /mm min.	1.25 x 10 ¹⁵ Ω /mm	Pass
5.3.5	Flexibility Test	Customer-Defined	34.9 N	NA
5.4.2	Long-Term Heat Aging	150°C, 3000 hrs, 3kV, no breakdown	No cracks, No breakdown	Pass
5.4.3	Short-Term Heat Aging	175°C, 240hrs, 3kV, no breakdown	No cracks, No breakdown	Pass
5.4.4	Thermal Overload	200°C, 6 hrs, 5kV	No cracks, No breakdown	Pass
5.4.5	Pressure at High Temperature	Under load @150°C, 5kV 5min, no breakdown	No cracks, No breakdown 92% retention	Pass
5.4.6	Shrinkage by heat	2mm max. @ 150°C	0.0 mm	Pass
5.4.7	Low Temperature Winding	4 hrs @ -40°C, 3kV, no breakdown	No cracks, No breakdown	Pass
5.4.8	Cold Impact	16 hrs @ -15°C, 1kV, no breakdown	No cracks, No breakdown	Pass
5.4.9	Temperature and Humidity Cycling	40 x 8 hour cycles -40°C to 150°C, relative humidity 80 -100%, 3kV	No cracks, No breakdown	Pass
5.4.10	Resistance to hot water	35 days in 85C water, IR not less than 10 ¹² Ω/mm	4.46 x 10 ¹⁴ Ω/mm, no breakdown	Pass
5.4.11	Resistance to liquid chemicals	Groups 1 and 2, no breakdown.	All fluids: No crack/damage/breakdown	Pass
5.4.14	Ozone Resistance	65°C, 192 hours, Ozone (1+/- 0.05) x 10 ⁻⁶	No cracks	Pass
5.4.15	Resistance to Flame Propagation	Must extinguish within 30 sec. max. and a min of 50mm unburned	4.0 sec.	Pass

We cannot anticipate all conditions under which this information and our products or the products of other manufacturers in combination with our products may be used. We accept no responsibility for results obtained by the application of this information or the safety and suitability of our products alone or in combination with other products. Users are advised to make their own tests to determine the safety and suitability of each such product combination for their own purpose. Unless otherwise agreed in writing, we sell the products without warranty, and buyers and users assume all responsibility and liability for loss and damage arising from the handling and use of our products whether used alone or in combination with other products



Manufacturing Locations:
Colchester, Vermont
El Paso, Texas
www.champcable.com

NOV-21
209 R7